

## START Surface IP66

START SURFACE IK10 BLACK IP66 960LM 830

0049284



### Product features

- LED exterior surface mounted luminaire, 1050lm, 12W power consumption, 88lm/W efficacy, 3000K color temperature, CRI80, non-dimmable, IP66, IK10, 50,000 hours (L70), black housing, vandal resistant



## PRODUCT OVERVIEW

IPC Code	0049284
Product name	START SURFACE IK10 BLACK IP66 960LM 830
Technology	LED
Housing	PC
General application	Hospitality
Certifications	EUNEW009
ETIM Class	EC002892
E-number FI	4274494
E-number SE	7505128
Fixture luminous flux (lm)	1050
Luminaire efficacy (lm/W)	92
Colour temperature (K)	3000
CRI (Ra)	80
Beam Angle (°)	110
Photobiological Risk Group	Group 0
Total power consumption (W)	12
Electrical protection	Class II
Dimmable	No
LED Flickering Rate	Low (6% - 20%)
Housing colour	Black RAL9011
IP rating	IP66
IK rating	IK10
Product EAN number	5410288492841
Lamps	Yes

## DATA TABLE

### General data

IPC Code	0049284
Product name	START SURFACE IK10 BLACK IP66 960LM 830
Technology	LED
Housing	PC
General application	Hospitality
Operating temperature range (°C)	(-)20 To 45

## START Surface IP66

START SURFACE IK10 BLACK IP66 960LM 830

0049284

Certifications	EUNEW009
ETIM Class	EC002892
E-number FI	4274494
E-number SE	7505128

### Optical data

Fixture luminous flux (lm)	1050
Luminaire efficacy (lm/W)	92
Colour temperature (K)	3000
CRI (Ra)	80
Beam Angle (°)	110
Distribution type	Flood
Photobiological Risk Group	Group 0

### Electrical data

Total power consumption (W)	12
Mains voltage (V)	220-240V~
Electrical protection	Class II
Dimmable	No
Drive current (mA)	350
Inrush Current (A)	15.7
Inrush Duration (µs)	68
Glow Wire Test (°C)	850
Nominal Frequency (Hz)	50/60Hz
LED Flickering Rate	Low (6% - 20%)
Max. Luminaires per 10A C Breaker	42
Max. Luminaires per 13A C Breaker	51
Max. Luminaires per 16A C Breaker	60
Max. Luminaires per 20A C Breaker	70
Max. Luminaires per 10A B Breaker	40
Max. Luminaires per 13A B Breaker	48
Max. Luminaires per 16A B Breaker	57
Max. Luminaires per 20A B Breaker	68

### Lifetime data

Lumen maintenance - L70 B50	50000
Lumen maintenance - L70 B20	40000
Lumen maintenance - L70 B10	30000
Lumen maintenance - L80 B50	30000
Lumen maintenance - L80 B20	20000
Lumen maintenance - L80 B10	18000
Lumen maintenance - L90 B50	15000
Lumen maintenance - L90 B20	12000
Lumen maintenance - L90 B10	8000

### Physical data

Housing colour	Black RAL9011
IP rating	IP66
IK rating	IK10

## START Surface IP66

START SURFACE IK10 BLACK IP66 960LM 830

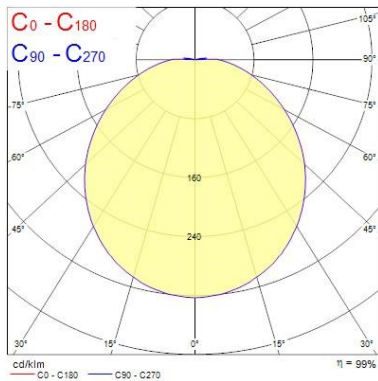
0049284

Diffuser finish	Opal
Diffuser material	PC
Nominal Product Length (mm)	300
Nominal Product Width (mm)	300
Nominal Product Height (mm)	90
Nominal Product Diameter (mm)	300
Weight (kg)	0.78

### Packaging

Single packaging type	Carton
Product EAN number	5410288492841
Packaging single length / height (cm)	30.2
Packaging single width (cm)	9.9
Packaging single depth (cm)	30.5
DUN14 (outer)	15410288492848
Units per outer package	6
Packaging outer length / height (cm)	61.5
Packaging outer width (cm)	31.0
Packaging outer depth (cm)	32.0

## PHOTOMETRY

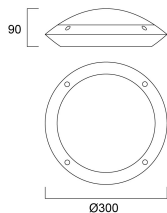


Distance [m]	Cone diameter [m]	E <sub>10'</sub> [lx]	E <sub>10'</sub> [fc]	E <sub>10'</sub> [lx]	E <sub>10'</sub> [fc]
0.5	1.48	1238	109	55.9°	55.9°
1.0	2.95	309	27	55.9°	55.9°
1.5	4.43	137	12	55.9°	55.9°
2.0	5.91	77	7	55.9°	55.9°
2.5	7.38	48	4	55.9°	55.9°
3.0	8.86	34	3	55.9°	55.9°

Distance [m]      Cone diameter [m]      Illuminance [lx]

C0 - C180 (Half beam angle: 111.8°)

## TECHNICAL DRAWINGS





## START Surface IP66

START SURFACE IK10 BLACK IP66 960LM 830


0049284


**SYLVANIA** 0049284


 This luminaire contains built in LED lamps.

 } **LED**


The lamps cannot be changed in the luminaire.

874/2012 

 This luminaire contains built in LED lamps.

 } **LED**

The lamps cannot be changed in the luminaire.

**SYLVANIA** 0049284  874/2012